

SATCOM COMPONENT

M&C Cable Assembly for BUC



TYPICAL SPECIFICATIONS

Electrical Specifications

J1 (10pin)	RS232, Ethernet, External mute
J2 (3pin)	RS232
J3 (4pin)	Ethernet
J4 (3pin)	External mute

Applications

- Used to monitor and control the BUC via RS232 or Ethernet communication, and the external mute
- Can be used at the outdoors because J1 connector is water-proof

Mechanical Specifications

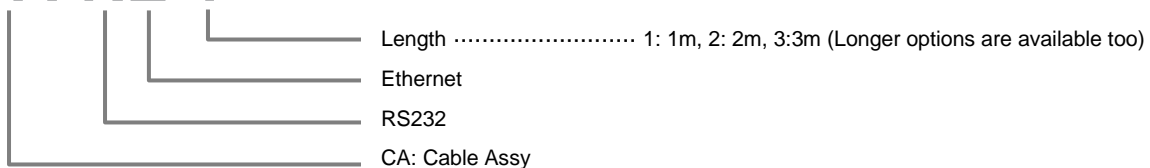
J1 (10pin)	MS3116A 12S-10S, female
J2 (3pin)	DS-09S, female
J3 (4pin)	RJ-45, male
J4 (3pin)	open wires
Length between J1 and J4	> 1m (depending on request)
Weight	< 500g (for 3m cable)
Color	Black

Environmental Specifications

Operating temperature -50 to 100 ℃

HOW TO ORDER M&C CABLE ASSY

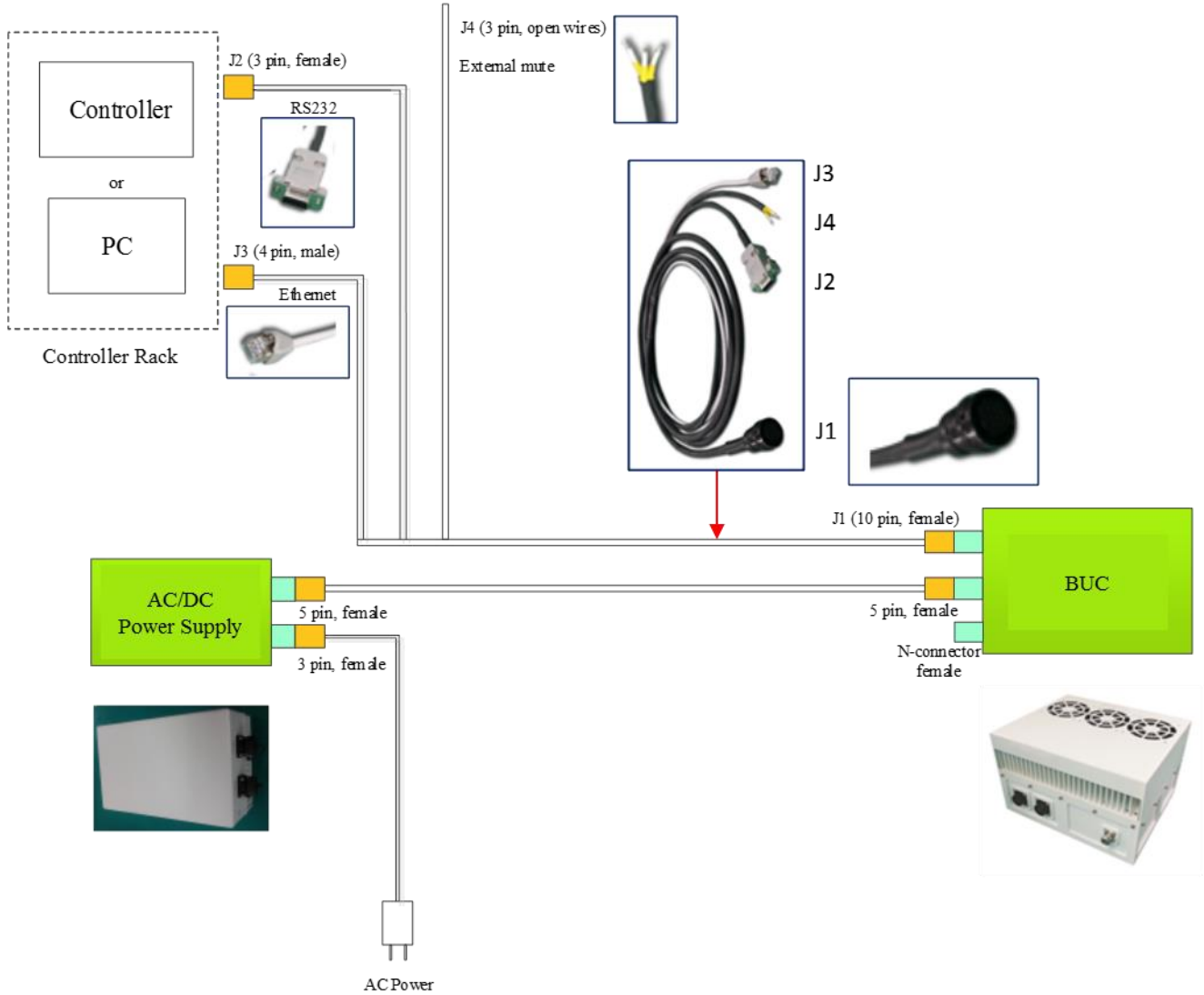
CA-RE-1



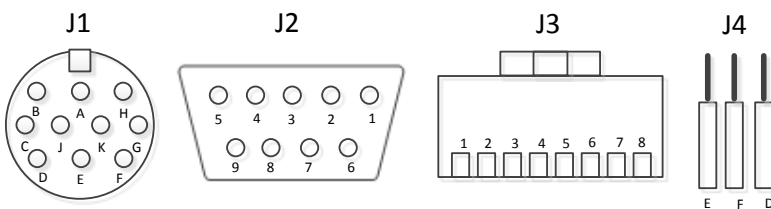
SATCOM COMPONENT

CABLING CONFIGURATION

Configuration of BUC + Power Supply + Cable Assembly



Pin map of M&C cable connector



[Front view]

Description	J1 Pin No.	J2 Pin No.	J3 Pin No.	J4 Pin No.
RS-232 Tx	A	2	-	-
RS-232 Rx	B	3	-	-
Ethernet Rx-	C	-	6	-
-	D	-	-	D
Ext. Mute GND	E	-	-	E*
Ext. Mute (High)	F	-	-	F*
Ethernet Tx+	G	-	1	-
RS-232 GND	H	5	-	-
Ethernet Rx+	J	-	3	-
Ethernet Tx-	K	-	2	-

* When J4-E and J4-F connected, external mute is inactivated .
When J4-E and J4-F disconnected, external mute is activated.